

Chiller
AIR-CONDITIONING

Functional and innovative air-conditioning solutions

- customer-based product development
- easy to install and service
- can be integrated in various architectonic solutions
- stylish design

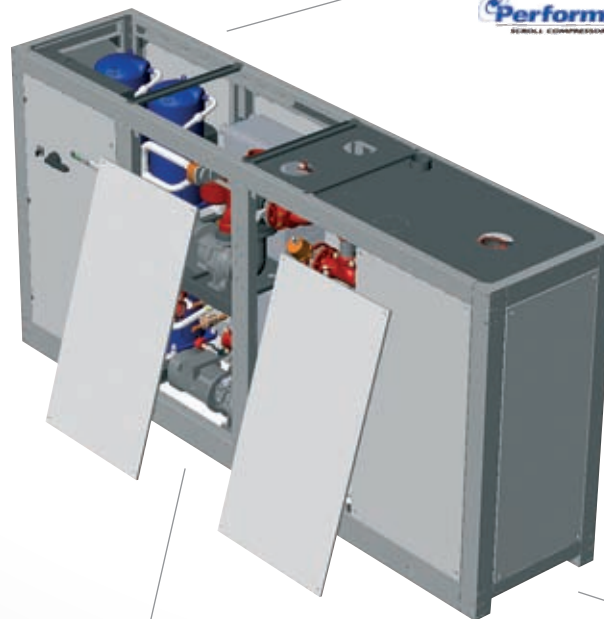
Standard water chiller

Liquid- or Air-Cooled Chillquick™ Water Chillers

From components to
modules, from modules to
tested systems:

The cooling capacity of **Chillquick water chillers**, which are manufactured with scroll compressor technology, ranges from 10 to 350 kW. From the viewpoint of the builder, all vital components have been tested with a full-scale test already at the factory. Of the significant components, only air condensers/dry coolers are located outdoors and all other components in warm indoors. All devices can be provided with two circuits. Devices that have a cooling capacity of over 40 kW are equipped with two circuits as standard delivery.

Manufacturing modules




Performer
SCROLL COMPRESSORS



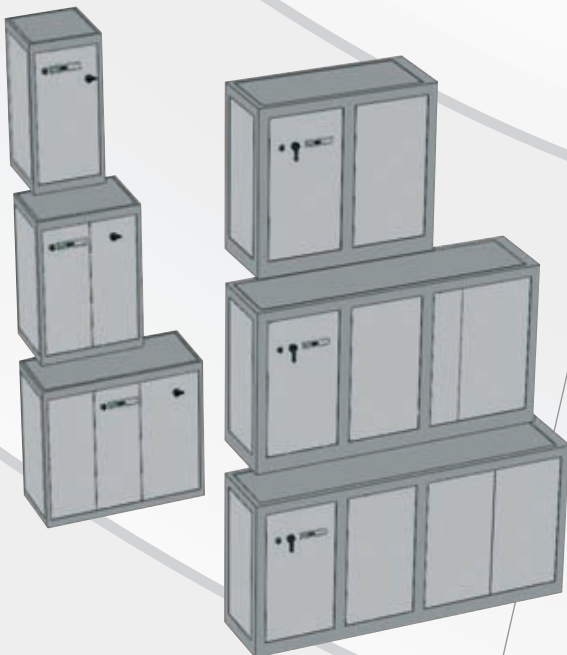
Compressor and heat exchanger module



Pump module



Electronic expansion valve and Smart Key



Smart Key Programming

The Smart Key programming tool has been designed for rapid transfer and collection of data. The tool can be used to download the machine's measurement and fault data. Any fault data can be analyzed by using various files. The programs of the machine can be updated via e-mail to the Smart Key mouse, which is used to input them to the machine.

Electronic Expansion Valves

Each machine is equipped with an electronic expansion valve. The valve reacts quickly to load variations and thus maintains the superheating temperature constant. Improved lubrication extends the operating life of compressors and eliminates the fear of liquid shocks. The number of steps in the expansion valve indicates the correct amount of refrigerant, which correlates directly with cooling capacity. The electronic expansion valve markedly improves the efficiency of the machines and guarantees uniform quality.



Full-scale test run

Accessories

Quality and Testing

Quality of the devices is always guaranteed by high-quality components that are tested both separately and together. We have developed advanced testing methods together with the leading equipment suppliers in the industry. Each device is leak tested in two phases: overpressure test with a mixed gas, and rise of negative pressure as a separate test. This system guarantees leakproof joints in accordance with the latest European standards and directives. The devices are filled up with refrigerant gas in full automatic mode according to a pre-programmed logic. The final test is a full-scale test run that the customer can participate in. The test is always summarized in a test report. This test run arrangement can increase the service life of nearly a quarter of all devices.

Leak test and pressure test, vacuum degassing and filling up



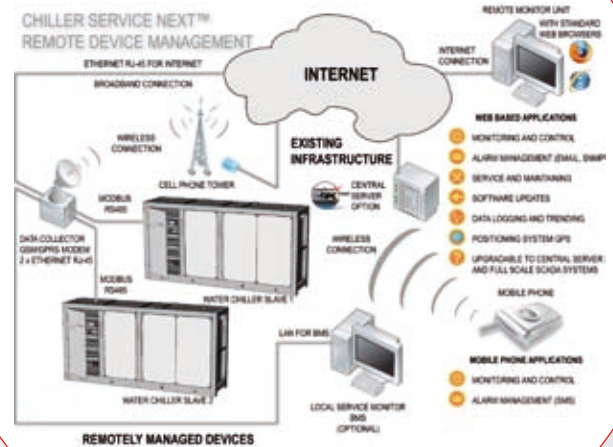
Ecotronic™ Optimization System

The Ecotronic optimization system is designed for controlling dry coolers and condensers. The control unit adjusts the rpm of the fans steplessly as a function of outdoor temperature. This enables savings of up to 50 percent in fan and compressor energy compared with old control systems, because our control method utilizes floating condensation temperature.



Service Next™

Service Next is our new service network system. Devices are connected to the system via the Internet, either wirelessly or by wire. With the Service Next system, we can detect any equipment malfunction quickly from our terminal and thus prevent any further damage. The system can also be used to evaluate the need for service in advance.



Interface to Control Systems

- LON
- BACnet
- Carel
- Modbus

Group Controller

Group Controller has been developed for joint operation of several water chillers. At most, this programming logic can control four machines in parallel, by measuring the common cooling load according to a return water sensor. The automatic system equalizes operating times of compressors and authorizes the following machine to start if there is a malfunction.



Measurement of Water Flow over the Evaporator

We have developed a way to measure water volume in all devices in the Chillquick product range. Upon starting, the correct water volume can be adjusted for the machines, which results in the correct evaporation temperature.

Chiller Oy

Louhostie 2
FI-04300 Tuusula
Finland
Tel. +358 9 2747 670
Fax +358 9 2747 6777
info@chiller.fi
www.chiller.fi

REFTEC AS

Vestre Rosten 85
NO-7075 Tiller
Norway
Tel. +47 7310 3950
Fax +47 7310 3955
post@reftec.no
www.reftec.no

OOO "Coolmaster"

190005 St.-Petersburg,
Russia
Nab.Obvodnij channel, 139
Tel. +7 812 448 4288
Fax +7 812 448 4289

125310 Moscow, Russia
Pjatnitskoe shosse 24
Tel. +7 495 225 5017
Fax +7 495 751 4000
coolmast@aha.ru
www.coolmaster.biz

Chiller Sverige AB

Warfinges Väg 30
SE-112 51 Stockholm
Sweden
Tel. +46 8 5450 2080
Fax +46 8 611 0680
info@chillersverige.se
www.chillersverige.se



Functional
and innovative
air-conditioning
solutions